

VAN BUREN MUNICIPAL UTILITIES

PROVIDING WATER, SEWER AND SOLID WASTE SERVICES

2806 BRYAN ROAD
PO DRAWER 1269
VAN BUREN AR 72956

GARY SMITH, DIRECTOR
(479) 474-5067
FAX (479) 471-8969

October 29, 2012

Arkansas Department of Environmental Quality
5301 North Shore Drive
North Little Rock, Arkansas 72218


Re: Annual Report Permit #AR0021482 & AR0040967

Dear Ms. Spahn:

Enclosed please find a copy of the annual pretreatment report submitted to Arkansas State Pretreatment Coordinator Rufus Torrence at ADEQ.

If you have any questions please feel free to contact me.

Sincerely,



Kim Redo
Environmental Coordinator
Van Buren Municipal Utilities

VAN BUREN MUNICIPAL UTILITIES
PROVIDING WATER, SEWER AND SOLID WASTE SERVICES
2806 BRYAN ROAD
PO DRAWER 1269

STEVE DUFRESNE, MANAGER
(479) 474-5067
FAX (479) 471-8969

October 29, 2012

Mr. Rufus Torrence
Pretreatment Coordinator NPDES Branch
Arkansas Department of Environmental Quality
5301 North Shore Drive
North Little Rock, Arkansas 72218

Re: Permit #AR0021482, #AR0040967, & #AR0037567
Annual Pretreatment Report for 2011
Certified Mail # 7011 2970 0002 2763 8733


Dear Mr. Torrence:

Please find our Annual Pretreatment Program Report. The report contains the following:

- I. Cover Page
- II. Influent-Effluent Chart for Main Plant – Table III
- III. Influent-Effluent Chart for North Plant
- III. Attachment A -- PPS Report Updated SIU List
- IV. Attachment B -- Significant Violations – Enforcement Action
- V. Attachment C – PPS (1st page)
- VI. Attachment C – PPS (2nd page)

If you have any questions feel free to contact our office.

Sincerely,



Steve Dufresne
Director

Cc: Lorraine Spahn, ADEQ
Kim Redo, VBMU Environmental Coordinator
North & South Plant files

*No MAHC's calculated for these parameters

- (1) It is advised that the influent and effluent samples are collected considering flow detention time through each plant. **Analytical MQLs must be met for the effluent (and SHOULD be met for the influent) so the data can also be used for Local Limits assessment and NPDES application purposes.**
- (2) This value was calculated during the development of TBLL based on State WQ criteria, EPA guidance and either ADEQ Pretreatment staff Excel spreadsheets or the Permittee's consultant with concurrence from Pretreatment staff.
- (3) Record the name of any pollutant [40 CFR 122, Appendix D, Table II and/or Table V] detected and the concentration at which they were detected.

****reported data is only one of three grabs that day. All others were non-detect.**

MAHL - Maximum Allowable Headworks Level / MAHC – Maximum Allowable Headworks Concentration (from inf-eff charts MAHC column by Larry Weir, Egr.)

WQ - "Water Quality Levels not to exceed" OR actual permit limit.

MONITORING RESULTS FOR THE ANNUAL PRETREATMENT REPORT
REPORTING YEAR: Oct. 1, 2011 TO Sept. 30, 2012
TREATMENT PLANT: City of Van Buren NPDES PERMIT #AR0040967
AVERAGE POTW FLOW: 1.060 MGD % IU FLOW: 0.0068%

METALS, CYANIDE and PHENOLS (Total)	MAHC (µg/l) (2)	INFLUENT DATES SAMPLED (µg/l) Once/year				WQ level/ limit (µg/l) (2)	EFFLUENT DATES SAMPLED (µg/l) Once/year				LABORATORY ANALYSIS		
		4/24/2012					4/24/2012				EPA MQL (µg/l) (1)	EPA Method Used (1)	Detection Level Achieved (µg/l)
Antimony	N/A	0				N/A	0				60	200.8	60
Cadmium	5.58	0				1.84	0				0.5	200.8	0.5
Copper	31.85	20				9.24	8.0				0.5	200.8	0.5
Lead	10.84	2.0				2.71	0				0.5	200.8	0.5
Mercury	0.03	0.000023				0.0134	0.0000093				.005	EPA 245.7	0.0018
Nickel	167.18	8.6				96.96	6.1				0.5	200.8	0.5
Selenium	11.16	0				5.58	0				5	200.8	5
Silver	3.73	0				0.93	0				0.5	200.8	0.5
Zinc	167.71	190				85.53	72				20	200.8	20
Chromium, total	748.99	0				11.81(hex) 295.4(tri)	0				10	200.8	10
Chromium, Hexavalent							0						
Cyanide	187.2	0				5.80	0				10	SM4500- CN C,E	0.00001
Arsenic	341.2	0				348.96	0				0.5	200.8	0.5
Phenols	*	77					28				5	EPA 420.1	0.000005
Beryllium	11.83	0				5.91	0				0.5	200.8	0.5
Thallium	*					N/A	0				0.5	200.8	0.5
Flow, MGD	N/A	0.744				N/A	0.744						
(3)													

*No MAHC's calculated for these parameters

(1) It is advised that the influent and effluent samples are collected considering flow detention time through each plant. Analytical MQLs must be met for the effluent (and SHOULD be met for the influent) so the data can also be used for Local Limits assessment and NPDES application purposes.

(2) This value was calculated during the development of TBLI based on State WQ criteria, EPA guidance and either ADEQ Pretreatment staff Excel spreadsheets or the Permittee's consultant with concurrence from Pretreatment staff.

(3) Record the name of any pollutant [40 CFR 122, Appendix D, Table II and/or Table V] detected and the concentration at which they were detected.

MAHL - Maximum Allowable Headworks Level / MAHC - Maximum Allowable Headworks Concentration

WQ - "Water Quality Levels not to exceed" OR actual permit limit.

++ Cu & Zn sample data is compilation of all samples collected during the year. Once per month for each parameter plus the annual Table III test data.

PRETREATMENT PROGRAM STATUS REPORT
 UPDATED SIGNIFICANT USERS LIST
 ATTACHMENT A

Control
Document

COMPLIANCE STATUS
REPORTS

INDUSTRIAL USER	SIC CODE	Categorical Determination	Y/N	Last Action	New User	Times Inspected	Times Sampled	BMR	90-DAY COMPLIANCE	SEMI ANNUAL	SELF MONITORING	EFFLUENT LIMITS
Arkansas Lamp Mfg.	1721	Categorical	Y	10/09/11	no	1	1*	yes	n/a	C	C	C
B & W Plating	1721	Categorical	Y	11/17/09	no	1	0**	yes	n/a	C	C	C
FabTech	3400	Categorical	Y	3/1/10	no	1	2	yes	n/a	C	C	C
River City Coatings	1721	Categorical	Y	9/19/10	no	1	2	yes	n/a	C	C	C
Simmons Foods	2015	Noncategorical	Y	4/16/11	no	1	8	yes	n/a	n/a	C	C
Simmons Poultry Farms	2017	Noncategorical	Y	12/01/11	no	1	8	yes	n/a	n/a	C	SNC#
Tate & Lyle	2046	Noncategorical	Y	6/1/10	no	1	10	yes	n/a	n/a	C	NC
Tyson Foods	2017	Noncategorical	Y	12/1/09	no	1	6	yes	n/a	n/a	C	C
Arkansas Valley Truck Wash of America	7542	Noncategorical	Y	1/1/09	no	1	4	yes	n/a	n/a	C	C

*No discharge several months - no sampling possible

**Set up composite sampler several times but no flow and no sample collected - many months no discharge

#SNC status due to Failure to Report slug load

SIGNIFICANT VIOLATORS -- ENFORCEMENT ACTIONS TAKEN
ATTACHMENT B

INDUSTRIAL USER	NATURE OF VIOLATION REPORTS	NUMBER OF ACTIONS TAKEN							COMPLIANCE SCHEDULE			
		LIMITS	N.O.V.	A.O.	CIVIL	CRIMINAL	OTHER	PENALTIES COLLECTED	DATE ISSUED	DATE DUE	CURRENT STATUS	COMMENTS
Simmons Poultry Farms		6X	4	0	0	0	0	yes	n/a	n/a	C	6 - BOD excursions 1X - failure to notify of slug load 3X - BOD excursions
Tate & Lyle		5X	0									2X - TSS excursions notification came from SIU No need to send NOV

PRETREATMENT PERFORMANCE SUMMARY (PPS)
ATTACHMENT C

NOTE: ALL QUESTIONS REFER TO THE INDUSTRIAL PRETREATMENT PROGRAM AS APPROVED BY THE EPA. THE PERMITTEE SHOULD NOT ANSWER THE QUESTIONS BASED ON CHANGES MADE TO THE APPROVED PROGRAM WITHOUT DEPARTMENT AUTHORIZATION.

General Information

Control Authority Name Van Buren Municipal Utilities

Address 2806 Bryan Road, P.O. Drawer 1269

City Van Buren State/Zip Arkansas 72956

Contact Person Steve Dufresne Director
(Position)

Contact Telephone (479) 474-5067
(Area Code)

NPDES Permit Nos. AR0021482 & AR0040967

Reporting Period October 1, 2011 September 30, 2012
(Beginning Month and Year) (Ending Month and Year)

Total Number of Categorical IUs 4

Total Number of Significant Noncategorical IUs 5

II. Significant Industrial User Compliance

SIGNIFICANT INDUSTRIAL USERS

	<u>Categorical</u>	<u>Noncategorical</u>
1) No. of SIUs submitting BMRs/Total No. Required.....	4/4	N/A*
2) No. of SIUs submitting 90-day Compliance Reports/No. Required.....	0/0	N/A*
3) No. of SIUs submitting Semi-annual Reports/ Total No. Required.....	4/4	0/0
4) No. of SIUs meeting Compliance Schedule/ Total No. Required to Meet Schedule.....	0/0	0/0
5) No. of SIUs in Significant Noncompliance/ Total No. of SIUs.....	0/4	0/5
6) Rate of Significant Noncompliance for all SIUs (categorical and noncategorical).....		0/9

Compliance Monitoring Program

1) No. of Control Documents Issued/Total No. Required.....	4/4	5/5
2) No. of Nonsampling Inspections Conducted.....	4/4	5/5
3) No. of Sampling Visits Conducted.....	5/4	36/5

4)	No. of Facilities Inspected (nonsampling).....	<u>4/4</u>	<u>5/5</u>
5)	No. of Facilities Sampled.....	<u>4</u>	<u>5</u>

Enforcement Actions

SIGNIFICANT INDUSTRIAL USERS

	<u>Categorical</u>	<u>Noncategorical</u>
1) No. of Compliance Schedules Issued/No. of Schedules Required.....	<u>0/0</u>	<u>0/0</u>
2) No. of Notices of Violations Issued to SIUs.....	<u>0</u>	<u>5</u>
3) No. of Administrative Orders Issued to SIUs.....	<u>0</u>	<u>0</u>
4) No. of Civil Suits Filed.....	<u>0</u>	<u>0</u>
5) No. of Criminal Suits Filed.....	<u>0</u>	<u>0</u>
6) No. of Significant Violators (newspaper publication attached).....	<u>0</u>	<u>0</u>
7) Amount of Penalties Collected (total dollars/ IUs Assessed) (Not Surcharges).....	<u>\$0</u>	<u>\$6586.45/3</u>
8) Other Actions (sewer bans, etc.).....	<u>0</u>	<u>0</u>

The following certification must be signed in order for this form to be considered complete:

I certify that the information contained herein is complete and accurate to the best of my knowledge.

Authorized Representative Steve Rose Date 10-26-2012

WIDE AREA CLASSIFIED ADS

get results • Phone 474-5215

Alma	632, 997	651, 782	Mauberry	937	
Barling	452, 484	783, 784, 785, 929, 996	Natural Dam	929	
Booneville	675	Greenwood	675, 996	New Blaire	938
Branch	965	Hackett	638	Ozark	667
Cecil	667	Hartford	928, 369	Paris	963
Cedarville	474	Huntington	928	Patoff	635
Charleston	965	Lavaca	674, 965	Rudy	632
Chester	369, 632	Magazine	969	Scranton	938
Dyer	937	Mansfield	928	Subiaco	934
Fort Smith	228, 441	Midland	639	Uniontown	474
	452, 478, 484, 638, 646, 648, 649, 650,	Mountainburg	369, 632	Van Buren	471, 474, 494



CITY OF VAN BUREN WASTEWATER PRE-TREATMENT PROGRAM NOTICE OF SIGNIFICANT VIOLATION.

As directed by the Environmental Protection Agency in the City of Van Buren's National Pollutant Discharge Elimination System (NPDES) permit #AR0021482, public notice of significant violators of the City of Van Buren Wastewater Pretreatment Program is hereby given. A significantly violating industrial user is one which meets one or more of the following criteria:

- (A) Chronic violations of wastewater discharge limits, defined here as those in which sixty-six percent or more of all measurements taken during a six month period exceed (by any magnitude) the daily maximum limit or the average limit for the same pollutant parameter;
- (B) Technical Review Criteria (TRC) Violations, defined here as those in which thirty-three percent or more of all of the measurements for each pollutant parameter taken during a six month period equal or exceed the product of the daily maximum limit of the average limit multiplied by the applicable TRC (TRC = 1.4 for BOD, TSS, fats, oil and grease, and 1.2 for all other pollutants except pH);

- (C) Any other violation of a pretreatment effluent limit (daily maximum or longer term average) that the Control Authority determines has caused, alone or in combination with other discharges, interference or pass through (including endangering the health of POTW personnel or the general public);
- (D) Any discharge of a pollutant that has caused imminent endangerment to human health, welfare or to the environment or has resulted in the POTW's exercise of its emergency authority under paragraph (f) (1) (vi)


- (B) of this section to halt or prevent such a discharge;
- (E) Failure to meet, within 90 days after the schedule date, a compliance schedule milestone contained in a local control mechanism or enforcement order for starting construction, completing construction, or attaining final compliance;
- (F) Failure to provide, within 30 days after the due date, required reports such as baseline monitoring reports, 90-day compliance reports, periodic self-monitoring reports, and reports on compliance with compliance schedules;
- (G) Failure to accurately report noncompliance;
- (H) Any other violation or group of violations which the Control Authority determines will adversely affect the operation or implementation of the local pretreatment program.

Significant violators for the period October 1, 2011 through September 30, 2012 are as follows:

Industry: Simmons Foods
#5 Main Street

Reasons for Significant NonCompliance classification: (1) Failure to accurately report noncompliance [Permit #VB2017-18 Section III(a)(1) and (V)]; (2) Violation of Van Buren Pretreatment Ordinance 26-2009 Section 10.08.02 (1.2)(c): discharge of pH less than 5.0s.u. & (3)(d) failure to include a plan in the spill prevention plan to prevent adverse impact from any accidental spills or slug discharge.

Published in the October 6, 2012 issue of the Press Argus-Courier.



VAN BUREN MUNICIPAL UTILITIES

Providing Water, Sewer and Solid Waste Services

2806 Bryan Road

P.O. DRAWER 1269

VAN BUREN, ARKANSAS 72957

Ms. Lorraine Spahn
Arkansas Department of Environmental Quality
5301 North Shore Drive
North Little Rock, AR 72218

